

SECTION 1: NUMBERS OF ANIMALS USED FOR THE FIRST TIME FOR RESEARCH, TESTING, ROUTINE PRODUCTION AND EDUCATION AND TRAINING PURPOSES

Excludes the uses of animals for the creation and maintenance of genetically altered animals. Excludes the re-use of animals.

FILTERS

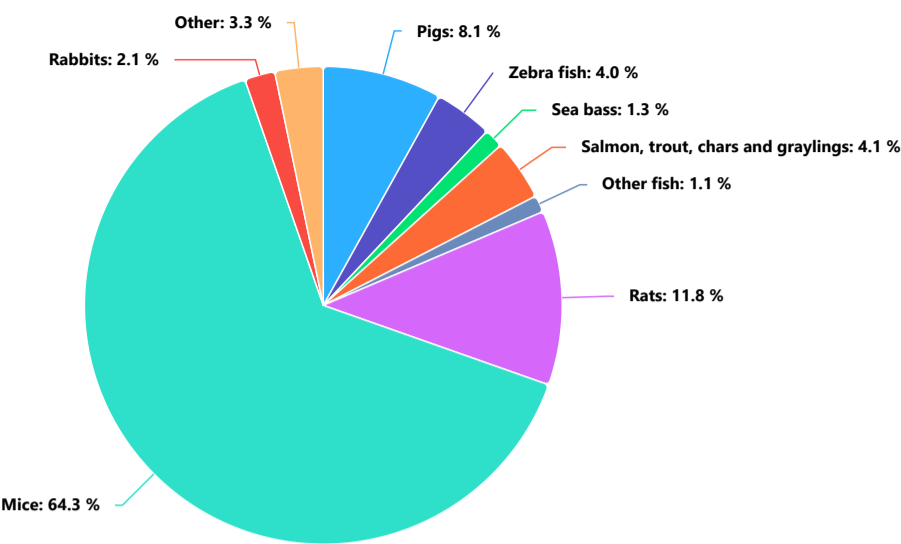
- Reporting year:2021
- Country:All
- EC ID:All
- File name:All
- EU Submission:Yes
- ID 1:All
- ID 2:All
- ID 3:All
- Species:All
- Other species:All
- Species grouping level 1:All
- Species grouping level 2:All
- Mammals:All
- Non-human primates:All
- Place of birth:All
- NHP Place of birth:All
- NHP Colony type: Self-sustaining colony:All
- NHP generation:All
- Genetic status:All
- Purpose:All
- Purpose category level 1:All
- Purpose category level 2:All
- Purpose category level 3:All
- Purpose category level 4:All
- Type of legislation:All
- Other legislation:All
- Origin of legislation:All
- Severity:All
- Custom severity:All
- Method of tissue sampling:All
- Severity of genotyping:All

NUMBERS OF ALL ANIMALS USED FOR THE FIRST TIME

Numbers of all animals by species

Species	Number of animals
Mice	136628
Rats	25126
Guinea-Pigs	1991
Hamsters (Syrian)	239
Other rodents	12
Rabbits	4363
Cats	3
Dogs	328
Horses, donkeys and cross-breeds	48
Pigs	17131
Goats	8
Sheep	25
Cattle	1880
Other mammals	26
Domestic fowl	1534
Other birds	467
Reptiles	154
Xenopus	90
Other amphibians	137
Zebra fish	8401
Sea bass	2762
Salmon, trout, chars and graylings	8761
Other fish	2439
Total	212553
Excel	

Numbers of all animals by species

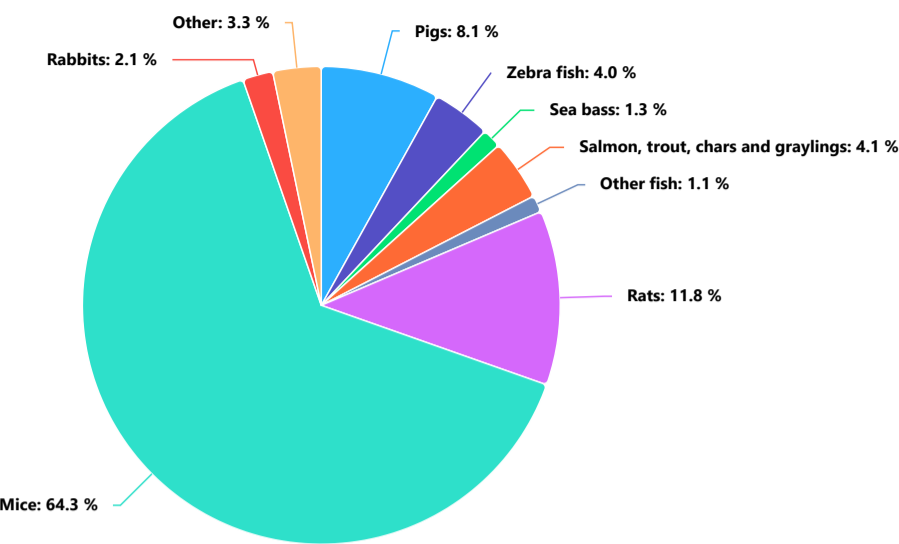


NUMBERS OF ANIMALS OTHER THAN NON-HUMAN PRIMATES USED FOR THE FIRST TIME

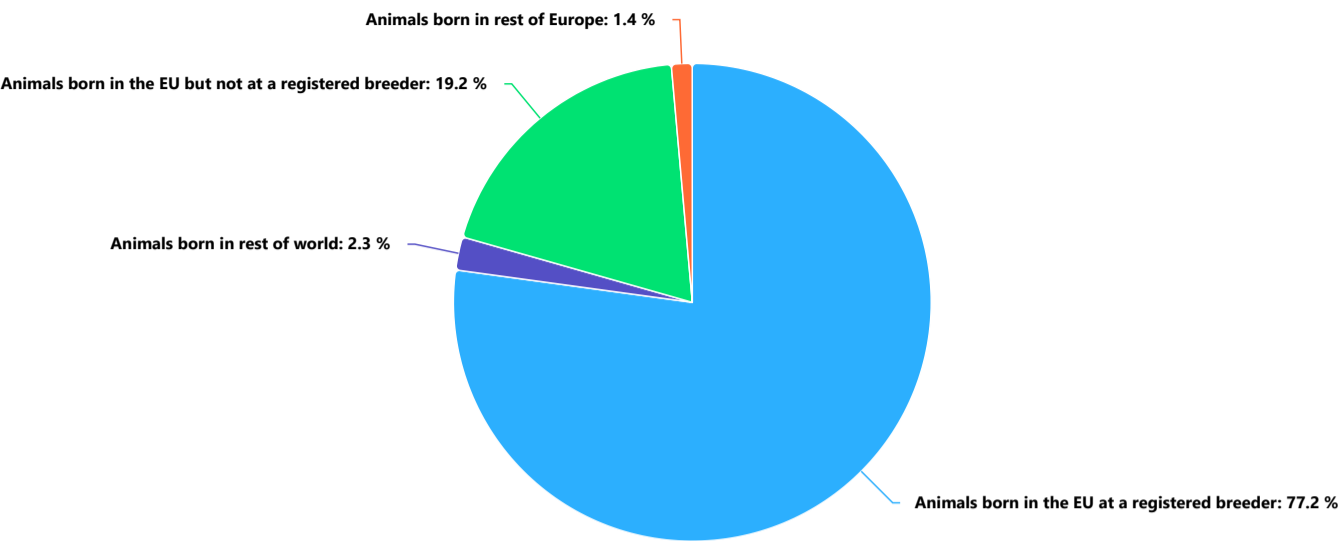
Numbers of animals other than non-human primates by species

Species	Number of animals
Mice	136628
Rats	25126
Guinea-Pigs	1991
Hamsters (Syrian)	239
Other rodents	12
Rabbits	4363
Cats	3
Dogs	328
Horses, donkeys and cross-breeds	48
Pigs	17131
Goats	8
Sheep	25
Cattle	1880
Other mammals	26
Domestic fowl	1534
Other birds	467
Reptiles	154
Xenopus	90
Other amphibians	137
Zebra fish	8401
Sea bass	2762
Salmon, trout, chars and graylings	8761
Other fish	2439
Total	212553
Excel	

Numbers of animals other than non-human primates by species



Numbers of animals other than non-human primates by place of birth



Numbers of animals other than NHP by species and place of birth

Species	Animals born in the EU at a registered breeder	Animals born in the EU but not at a registered breeder	Animals born in rest of Europe	Animals born in rest of world	Total
Mice	127469	4611	1545	3003	136628
Rats	23414	1061	37	614	25126
Guinea-Pigs	1991	0	0	0	1991
Hamsters (Syrian)	239	0	0	0	239
Other rodents	0	12	0	0	12
Rabbits	4040	0	323	0	4363
Cats	0	3	0	0	3
Dogs	55	135	0	138	328
Horses, donkeys and cross-breeds	0	48	0	0	48
Pigs	1952	14739	0	440	17131
Goats	0	8	0	0	8
Sheep	0	25	0	0	25
Cattle	0	1880	0	0	1880
Other mammals	0	4	0	22	26
Domestic fowl	0	1534	0	0	1534
Other birds	22	42	403	0	467
Reptiles	0	8	146	0	154
Xenopus	0	0	0	90	90
Other amphibians	0	137	0	0	137
Zebra fish	4831	3570	0	0	8401
Sea bass	0	2762	0	0	2762
Salmon, trout, chars and graylings	0	8237	524	0	8761
Other fish	0	1959	0	480	2439
Total	164013	40775	2978	4787	212553
Excel					

Numbers of animals other than NHP by species category 1 and place of birth

Species category 1	Animals born in the EU at a registered breeder	Animals born in the EU but not at a registered breeder	Animals born in rest of Europe	Animals born in rest of world	Total
Warm-blooded vertebrates	159182	24102	2308	4217	189809
Cold-blooded vertebrates	4831	16673	670	570	22744
Total	164013	40775	2978	4787	212553
Excel					

03.10.2025, 12.56

Reports

Numbers of animals other than NHP by species category 2 and place of birth

Species category 2	Animals born in the EU at a registered breeder	Animals born in the EU but not at a registered breeder	Animals born in rest of Europe	Animals born in rest of world	Total
Mammals	159160	22526	1905	4217	187808
Birds	22	1576	403	0	2001
Reptiles	0	8	146	0	154
Amphibians	0	137	0	90	227
Fish	4831	16528	524	480	22363
Total	164013	40775	2978	4787	212553

Excel

Numbers of mammals other than NHP by place of birth

Mammals	Animals born in the EU at a registered breeder	Animals born in the EU but not at a registered breeder	Animals born in rest of Europe	Animals born in rest of world	Total
Rodents	153113	5684	1582	3617	163996
Rabbits	4040	0	323	0	4363
Carnivores	55	138	0	138	331
Equidae	0	48	0	0	48
Artiodactyla	1952	16652	0	440	19044
Other mammals	0	4	0	22	26
Total	159160	22526	1905	4217	187808

Excel

NUMBERS OF NON-HUMAN PRIMATES USED FOR THE FIRST TIME

Numbers of non-human primates by species

Species	Number of animals
No data available in table	
Excel	

Numbers of non-human primates by species

Numbers of non-human primates by source

NHP Source (origin) ♦	Number of animals ♦
No data available in table	
Excel	

Numbers of non-human primates by source

Numbers of non-human primates by species and source

Species	Animals born at a registered breeder within EU	Animals born in rest of Europe	Animals born in Asia	Animals born in America	Animals born in Africa	Animals born elsewhere	Total
No data available in table							
Excel							

Numbers of non-human primates by generation

NHP Generation	Number of animals
No data available in table	
Excel	

Numbers of non-human primates by generation

Numbers of non-human primates by species and generation

Species	Total
No data available in table	
Excel	

Numbers of non-human primates by self-sustaining colony type

Numbers of non-human primates by species and self-sustaining colony type

Species	Yes	No	Total
No data available in table			
Excel			